



Sir Martin Frobisher Academy Weekly Lesson Plan

Year 5



Date: 27.4.20-1.5.20

Suggested Daily Timetable:

8:30-9:00	9:00-9:30	9:30-9:45	9:45-10:15	10:15-10:30	10:30-10:45
Wake up, have breakfast, get washed and dressed	Joe Wicks PE	Quick drink break and get things ready for Guided Reading	Guided Reading Activity	Timetable Rockstars	Get Outside!
10:45-11:30	11:30-12:30	12:30-1:30	1:30-1:45	1:45-3:00	3:00-3:15
Maths Activity	English Activity	Lunchtime	Read for Pleasure	Topic Activity	Read with someone/watch Newsround

Guided Reading

If you have a computer/iPad/phone to connect to the Internet:


Monday:

- 1) Watch the video: Voices In the Park by Anthony Browne on Youtube.
- 2) Retell the story through the eyes of only two characters – The Dogs
- 3) Think about what the dogs did during each day – they are the characters that have the most fun in the story! Write about their encounter with one another.

If you do not have a computer/iPad/phone to connect to the Internet:

Monday:

- 1) Pick a story you may have at home. If you can't find one, think of a story you know well.
- 2) Write a description of the scene where your story is set or draw a picture of the scene. *How it has been described so far? What kind of things are there? Is there any wildlife? What about the characters there? Where do they live? Is there anything interesting about the place?*






Tuesday:

- 1) Watch the video The Tunnel by Anthony Browne on Youtube
- 2) Create a character sketch of the little girl that includes information about the girl's personality, her relationship with her brother and her actions

Tuesday:

- 1) Pick a story you may have at home. If you can't find one, think of a story you know well.
- 2) Retell the story as a comic strip, like from The Beano or a Marvel Superhero comic. (Like the Bash Street Kids comic below)



<p>Wednesday:</p> <p>1) Watch the video Gorilla by Anthony Browne on Youtube</p> <p>2) Imagine that you are Hannah (the little girl who is visited by the Gorilla). Write her diary entry for the day.</p> <p>e.g. Dear diary, Today started like an ordinary day. But once I went to bed, something amazing happened! It all began when...</p>	<p>Wednesday:</p> <p>1) Pick a story from home.</p> <p>2) Retell the story using any medium you like. You could retell it as a puppet show and show an adult or recreate it out of Lego.</p> 
<p>Thursday:</p> <p>1) Watch the video: Voices In the Park by Anthony Browne on Youtube.</p> <p>2) Write Smudge and Charlie's diary entry for the day.</p>	<p>Thursday:</p> <p>1) Pick a story you may have at home. If you can't find one, think of a story you know well.</p> <p>2) Write a set of questions that you could ask the author about the story. Bring it into school if you need to so your teacher can look into sending the questions off to the author.</p>
<p>Friday:</p> <p>1) Watch the video The Tunnel by Anthony Browne on Youtube</p> <p>2) Create a character sketch of the little boy that includes information about the boy's personality, his relationship with his sister and his actions</p>	<p>Friday:</p> <p>1) Pick a story from home and find out any words that you don't know the meaning of.</p> <p>2) Use a dictionary or ask an adult what these words mean.</p> <p>3) Write the words down with their explanation so that you can show your class teacher when we are back.</p>

Maths

Daily: Complete some work from your Home Learning Pack or go onto <https://whiterosemaths.com/homelearning/year-5/>. This website has a video for you to watch and then an activity to complete. If you cannot print the activity, look at the activity on your screen and answer on a piece of paper.

Additional Activity Monday: Multiplication

- 1) Roll a dice to generate a number (if you haven't got dice, write individual numbers 1-10 on scrap paper, put them face down and shuffle them to generate numbers).
- 2) Do this twice and multiply the two numbers together. Need a harder challenge? Try HTO x O, HTO x TO and even HTO X HTO

Extension – 48 is the answer. What multiplication questions can you create that give an answer of 48?

Additional Activity Tuesday: Addition

- 1) Roll a dice to generate a number (if you haven't got dice, write individual numbers 1-10 on scrap paper, put them face down and shuffle them to generate numbers).
- 2) Do this twice and add the two numbers together. Need a harder challenge? Try HTO + O, HTO + TO and even HTO + HTO

Extension – 75 is the answer. What addition questions can you create that give an answer of exactly 75?

Additional Activity Wednesday: Subtraction

- 1) Roll a dice to generate a number (if you haven't got dice, write individual numbers 1-10 on scrap paper, put them face down and shuffle them to generate numbers).
- 2) Do this twice and subtract the smaller number from the larger number. Need a harder challenge? Try HTO - TO, ThHTO - TO and even HTO – HTO.

Extension – 54 is the answer. What subtraction questions can you create that give an answer of 54?

Additional Activity Thursday: Receipts!

- 1) Find some old receipts around the house. If not, make up some! E.g. tins of beans £0.55 (55p)
- 2) Add and subtract the receipts that you have. Come up with different combinations. If you had £100, how much change would you get if you spent a certain amount that has been identified on the receipt?

Extension: the answer is £5.00. Can you find any receipts that make a total of exactly £5.00?

Additional Activity Friday:

Use the Lego fractions sheet below to add different fractions together. Come up with as many different combinations that you can and sketch that Lego brick combination!

LEGO FRACTIONS

1 whole $\frac{1}{2}$ $\frac{1}{4}$ $\frac{1}{8}$

$\frac{1}{2}$ $\frac{2}{4}$ $\frac{4}{8}$

$\frac{1}{4} + \frac{3}{4} = \frac{4}{4} = 1 \text{ whole}$

$\frac{1}{10}$ red
 $\frac{1}{10}$ orange
 $\frac{2}{10}$ yellow
 $\frac{3}{10}$ blue
 $\frac{3}{10}$ green

Bembinis

English

Monday: Daily diary entry

Record how you feel about your day, what you have learnt, what tasks you have enjoyed doing.

Tuesday: Camp Fire Story!



Write a spooky story that could be told around a camp fire!

Wednesday: Persuasive writing

Write an advert for a new TV show (or an existing and appropriate TV show of your choice). Think about the jingle, the length of time of your advert and why people should watch this show. If you can record it, do so!

Thursday: Music appreciation/ song review

Listen to a piece of classical music but this time listen to it as a critic. Once you've finished, use 200 words to summarise what the music is called, what it reminds you of and if you recommend it.

Friday: 50 Word Mini-Saga

Write a complete story with a beginning, middle and an end using only 50 words!

Topic

If you have a computer/iPad/phone to connect to the Internet:

Monday:
What is the story of Kensuke's Kingdom?
 Watch "*Kensuke's Kingdom* by Michael Morpurgo. **BRIEF STORY**" on Youtube
<https://www.youtube.com/watch?v=pAqIVRiCVvw>

Compare modern Japan to what life was like in Japan just before World War 2. What were/ are the clothes like? Have there been any changes in food? What do people do now for fun that they didn't do before?

If you do not have a computer/iPad/phone to connect to the Internet:


Monday:
History
 Speak to an adult in your house about how the area in which you live has changed since they grew up. Draw a picture of what it was like when the adult was young and then draw a picture of it now.
 Spend some time asking them questions about the kinds of clothes they wore when they were growing up. You will need this information for Tuesday's lesson.

Tuesday:
History – Draw a picture of the clothes that Japanese people wore in 1900, 1940 and 2020.


Use the Internet to help you complete your research.

Tuesday:
History- Draw a picture of the adult you spoke to yesterday wearing the clothes that they wore when they were growing up. Then, draw another picture of them wearing their clothes today. What has changed? What is the same?
Extension: what do you think they are going to wear in the future?

Wednesday:
 Art- Create a new front cover for the story *Kensuke's Kingdom*!
 Here are some ideas:



Wednesday:
 Art- Create a new front cover for the story *Kensuke's Kingdom*!
 Here are some ideas:



Thursday:
Geography:
Compare the major cities of the world
 Research the major cities of the world and then compare them. What do they have in common? What is different about them? What is the population? Are they on different continents or the same?

Extension: sketch key landmarks of these major cities!

Thursday:
Geography:
 Test your knowledge of the United Kingdom. Take a blank piece of paper. Can you draw and label the countries of the UK?
 If you have drawn the UK, can you label some capital cities?
 Where is Clacton and Jaywick on the map?
 Where is London?
 Can you ask people around you for any fun facts they might know about the United Kingdom? Can people in your house add more detail to your map?

Friday:
Science:
 Kensuke grows his own fruit and vegetables on his island. Can you care for your seeds and help them grow? Create a seed diary and sketch what they look like once a week!
 Research how Pacific islanders sailed from one island to another. What boats did they use? Can you build a model of one?

Extension: research the Kon-Tiki voyage of 1947!

Friday:
Science:
 Design a boat that could be used to sail from one Pacific island to another. If you have the resources, can you build a prototype?