



Sir Martin Frobisher Academy Weekly Lesson Plan

Year 1



Date: 4.5.20-8.5.20

Suggested Daily Timetable:

8:30-9:00	9:00-9:30	9:30-9:45	9:45-10:15	10:15-10:30	10:30-10:45
Wake up, have breakfast, get washed and dressed	Joe Wicks PE	Quick drink break and get things ready for Maths	Phonics/ Read Write Inc Activity	Timestable Rockstars	Get Outside!
10:45-11:30	11:30-12:30	12:30-1:30	1:30-1:45	1:45-3:00	3:00-3:15
Maths Activity	English Activity	Lunchtime	Read for Pleasure	Topic Activity	Read with someone/watch Newsround

Phonics/Read Write Inc.

If you have a computer/iPad/phone to connect to the Internet:

Monday: Sound of the day is 'ur' N 'ur' se with a p 'ur' se

Watch: <https://youtu.be/0uVVjXbc870>

Can you find things in your home that have the 'ur' sound in them just like Geraldine did. Now can you write some of these words down maybe write them all down in a picture of a p'ur'se or a N'ur'se who is one of the keyworkers we clap for on a Thursday night at 8pm. Maybe you could make a s'ur'f board and write the words on it and then go s'ur'fing on it and dance along to a song whilst s'ur'fing on your board. Can you decorate your work with pictures and colour it in?

If you do not have a computer/iPad/phone to connect to the Internet:

Monday: Sound of the day is 'ur' N 'ur' se with a p 'ur' se

Can you think of lots of words with the sound 'ur' in maybe write them all down in a picture of a p'ur'se or a N'ur'se who is one of the keyworkers we clap for on a Thursday night at 8pm. Maybe you could make a s'ur'f board and write the words on it and then go s'ur'fing on it and dance along to a song whilst s'ur'fing on your board. Can you decorate your work with pictures and colour it in?

'ur' words:

Nurse	Turn	Fur	burp
Purse	Hurt	Purr	church
Burn	Spurt	Surf	smurf

Tuesday: Sound of the day is 'ea' cup of t 'ea'

Watch: <https://youtu.be/L6F4KRdhqak>

Can you find things in your home that have the 'ay' sound in them just like Geraldine did or think of words with the 'ay' sound in. Now can you write some of these words down maybe write them all down in a picture of a cup of t'ea or maybe you could draw a picture of a l'ea'f and write your words around the picture. Can you decorate your work with pictures and colour it in?

Tuesday: Sound of the day is 'ea' cup of t 'ea'

Can you think of lots of words with the sound 'ea' in maybe write them all down in a picture of a cup of t'ea or maybe you could draw a picture of a l'ea'f and write your words around the picture. Can you decorate your work with pictures and colour it in?

'ea' words

Tea	Lead	Leaf	Read	Cream	Beak
Leaf	Bean	Peak	Speak	Treat	Team
Pea	Sea	Clean	Seal	Bead	Dream

Wednesday: 'ng' A thi 'ng' on a stri 'ng'

Watch: <https://youtu.be/vQshNmncnBs>

Can you find things in your home that have the 'ng' sound in them just like Geraldine did or think of words with the 'ng' sound in. Now can you write some of these words down maybe write them all down in a picture of a Ki'ng' or make a ri'ng' and write the words inside it or around it. Can you decorate your work with pictures and colour it in?

Wednesday: 'ng' A thi 'ng' on a stri 'ng'

Can you think of lots of words with the sound 'ng' in maybe write them all down in a picture of a Ki'ng' or make a ri'ng' and write the words inside it or around it. Can you decorate your work with pictures and colour it in?

'ng' words

Thing	ring	lung	long
String	sing	bring	sting
king	swing	wing	thang

Thursday: 'or' Shut the do 'or'

Watch: <https://youtu.be/Fm9PRHDJlv4>

Can you find things in your home that have the 'or' sound in them just like Geraldine did or think of words with the 'or' sound in. Now can you write some of these words down maybe write them all down in a picture of a for'k or maybe you could draw a picture of a doct'or' who is another one of the keyworkers we clap for on a Thursday night at 8pm. Can you decorate your work with pictures and colour it in?

Thursday: 'or' Shut the do 'or'

Can you think of lots of words with the sound 'or' in maybe write them all down in a picture of a for'k or maybe you could draw a picture of a doct'or' who is another one of the keyworkers we clap for on a Thursday night at 8pm. Can you decorate your work with pictures and colour it in?

'or' words

Door	Doctor	North	Horn
Fork	Torch	Floor	Sport
Port	Short	Cork	Corn

Friday: 'air' that's not f 'air'

Watch: <https://youtu.be/NcHIX2xK--A>

Can you find things in your home that have the 'air' sound in them just like Geraldine did or think of words with the 'air' sound in. Now can you write some of these words down maybe write them all down in a picture of a monster with lots and lots or h'air' or maybe you could draw a picture of a ch'air' and write your words around the picture. Can you decorate your work with pictures and colour it in?

Friday: 'air' that's not f 'air'

Can you think of lots of words with the sound 'air' in maybe write them all down in a picture of a monster with lots and lots or h'air' or maybe you could draw a picture of a ch'air' and write your words around the picture. Can you decorate your work with pictures and colour it in?

'air' words

Fair	Pair	Air	Funfair
Hair	Eclair	Unfair	Haircut
Chair	Repair	Stairs	aircraft

Maths

Daily: Complete some work from your Home Learning Pack or go onto <https://whiterosemaths.com/homelearning/year-1/>. This website has a video for you to watch and then an activity to complete. If you cannot print the activity, look at the activity on your screen and answer on a piece of paper.

Additional Activity Monday: Watch: <https://youtu.be/WTeqUejf3D0>

This week we are going to look at 2D shapes!

2D Shape Word Mat

circle rectangle triangle oval

octagon square heptagon

rhombus pentagon hexagon kite


twinkl www.twinkl.co.uk

Today we are going to learn some shapes. We have circle, rectangle, triangle, oval, octagon, square, heptagon, rhombus, pentagon, hexagon and a kite. Can you draw me these shapes maybe you can draw them on tray of sand, flour, sugar or rice. Can you make a big shape? Now can you make a small one?

Now for lunch can you cut your sandwich or toast into different shapes?



Additional Activity Tuesday:



Today we are going to go on a shape hunt. Can you make a shape scanner? What is this? If you look at the picture below it shows you an example. Can you take this on your daily walk and look for different shapes? Or you can do it around the home can you find a triangle, circle, rectangle and square?

Additional Activity Wednesday: Make play dough recipe: <https://www.kiwifamilies.co.nz/articles/easiest-no-cook-play-dough-recipe/>



Once the play-dough is made wrap it in Clingfilm/plastic wrap and then store in an airtight container you can then continue using for the next few activity suggestions as well as free play and making letters or setting challenges can you make our house out of play-dough, a dinosaur, monster or person etc.


Use the play-dough to help with shape formation: ask them to make a shape such as a 'circle' out of the play-dough. If you don't have the ingredients or time to make play-dough ask your child to write the numbers you call out or you can make it more fun by getting them to use their finger to make the numbers in a tray of flour, sand, sugar, rice etc. or you can use sticks in the garden or on a walk. If they make a mistake show them the correct way and get them to copy then rub them out and ask them to do it themselves and see if they then do it correctly.

Additional Activity Thursday: Watch: <https://youtu.be/WTeqUejf3D0>

2D Shapes

Name		Sides	Vertices
triangle		3	3
circle		1	0
square		4	4
rectangle		4	4
pentagon		5	5
hexagon		6	6
oval		1	0
rhombus		4	4

Today we are going to go on another shape hunt but this time can you draw the shapes on some paper or make them out of playdough again? I need one for each shape. Now can you search the house for these shapes and make a pile of items for each shape. Like the picture below!

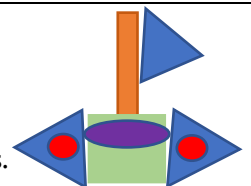


Once you have found at least 1 item for each shape how many side do they have? (answers in the picture on the left) How many vertices/corners do they have?


Additional Activity Friday: Watch: <https://youtu.be/WTeqUejf3D0>

Picture making using shapes. Can you make a picture using just shapes?
I have made a boat using triangles, circles, oval, rectangle and a square.


What are you going to make? A tree? A boat like me? Ill also attach some picture of some ideas.




Bee Shape Picture




Bee Shape Picture



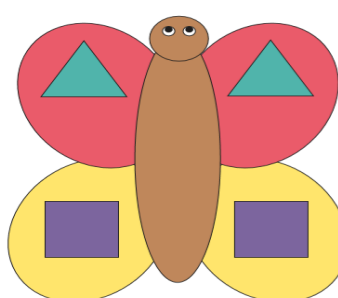
Ladybird Shape Picture




Ladybird Shape Picture



Butterfly Shape Picture



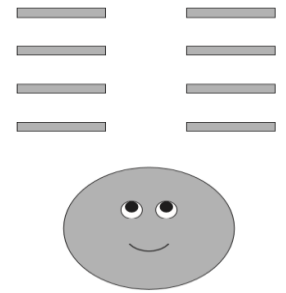

Butterfly Shape Picture



Spider Shape Picture

Spider Shape Picture

If you do have a printer these are all from Twinkl and there are other options too if you search 2D shape pictures. I picked the above ones as they tie in with the topic of Spring. They could make a minibeast shape picture then take it on their walk or into the garden to try and find one of these animals outside. <https://www.twinkl.co.uk/>



English

Monday: I spy with my little eye game.

Play I spy and write the sentence I spy with my little eye... fill in the blank what can you see a bed, chair, lamp? Use Fred talk to sound out each letter of the word to help you write it. Ch air= chair, l a m p = lamp, b e d=bed etc. you can write this using a pencil/pen and paper or trace it into sand or use playdough to make the word that you see. Remember your capital letter, finger spaces and full stop. If they are struggling write the sentence for them cut up each word and get them to order it correctly check for capital letter, finger spaces and full stop to recap these features you can watch this YouTube clip from the other week, <https://www.youtube.com/watch?v=Qh7hCqyfaPs&feature=youtu.be>

Tuesday: Thinking about spring.

The other week your challenge was to think about spring and go on a spring walk, bug hunting, looking at flowers and talking about the weather. Your challenge today is to tell me what you see, hear, feel, smell and taste in the spring. Go stand outside or go on your daily walk and think about your senses.

I see...green grass. I see beautiful flowers growing (what colour are they?). I see lots of animals like birds carrying food and twigs for the nests. I also see lots of baby animals like chicks. I see the bright sun in the blue sky.

I hear... birds chirping in the garden and people talking and laughing. A lawn mower going.

I feel/touch...the hot sun on my skin it is making me warm and hot. The breeze blowing my hair. The soft grass under my feet.

I smell...the flowers they are lovely and smell like perfume. I smell a BBQ someone must be having their lunch or dinner. I smell cut grass.

I taste...the BBQ being cooking in next door's garden. I taste chocolate because in spring time we have Easter and Easter eggs. I taste ice cream to cool me down in the hot sun.

Wednesday: Watch: <https://youtu.be/3tx0rvuXIRg>

The other week your challenge was to write out the days of the week! Can you remember the days of the week and can you write them or make them out of play-dough maybe an adult can write them down for you to copy? Or you can write them out using a pencil and paper or in the sand/rice/sugar etc. Last week you also had to practise them too!

Your extension challenge for this week is: can you tell me and write a sentence about something you did on each day of the week? On Monday I had cereal for breakfast. Tuesday I walked my dog. Wednesday I played in my garden. Thursday I watched a movie with my family. Friday I played online Bingo. Saturday I took part in an online Quiz. Finally on Sunday I did some gardening. What have you done? I can't wait to read what you have been up to!

Monday	Tuesday	Wednesday	Thursday	Friday	Saturday	Sunday
--------	---------	-----------	----------	--------	----------	--------

Just to recap and check what day is it today? What day was it yesterday? Finally what day will it be tomorrow?

Thursday: Watch: <https://youtu.be/Qh7hCqyfaPs>

Your challenge today is to tell me who is in your family can you write it down using a pencil and paper or in the sand/sugar/rice/flour etc.

- Remember what do you need at the beginning of a sentence? A Capital letter!
- What do you need at the end of a sentence? A full stop.
- Don't forget your finger spaces between words.
-

In my family there is me Miss Gray, my younger brother who is 3 years younger than me, my mum, my dad and my dog Layla. What pets are in your family and what are their names? What are your siblings (brother and sisters) names? How old are all the people in your family? Don't forget to write your name- you are part of your family too!

Friday: Can you describe to me what you look like or what someone in your family looks like?

First can you draw or take a picture of who you are going to describe. Are you describing yourself or someone in your family? Look at the picture what can you see?

What is their name?

How old are they?

What colour hair do they have? Is it straight, curly, long, short, bald, spikey or wavy?

What colour eyes? Are they big and round, large, small, bright or narrow?

Are they tall or short?

How do they feel?

What does their mouth look like and their nose? Are they big, small or long?

What are they wearing?

I am tall. I have blonde, long, smooth, silky, straight and soft hair. I have big blue eyes with long eyelashes. I have red cheeks. I am happy because I have a big smile on my face. I have a big smiley mouth and a small long nose. I am wearing a black and white dress that has short sleeves.

Topic: Oceans and the seaside

If you have a computer/iPad/phone to connect to the Internet:

Monday: Go on a walk down the beach as your daily exercise what can you see? What are you stood on? What does it smell like? What can you feel? Discuss your senses and make notes. Take pictures of what you can see or draw pictures.

Maybe you could make a sky scanner similar to your shape one but this one can help you scan the beach for what you can see. I have added an example one below with the questions What do you see and is the sky moving on them?



If you do not have a computer/iPad/phone to connect to the Internet:

Monday: Go on a walk down the beach as your daily exercise what can you see? What are you stood on? What does it smell like? What can you feel? Discuss your senses and make notes. Take pictures of what you can see or draw pictures.

Maybe you could make a sky scanner similar to your shape one but this one can help you scan the beach for what you can see. I have added an example one below with the questions What do you see and is the sky moving on them?



<p>If you can't get to the beach look up pictures of the beach and discuss them or think about a time you have been to the beach.</p>	<p>If you can't get to the beach then discuss what you would find on a beach or think about a time you have been to the beach.</p>
<p>Tuesday: today we are going to look at our compass directions.</p> <p>Can you remember them from school? N, E, S, W = North, East, South and West.</p> <p>Can you remember our two rhymes?</p> <ul style="list-style-type: none"> • Never eat shredded wheat • Naughty elephants squirt water <p>You can download for free different compass apps on your phone or tablet and allow your child to use this to find where North, East, South and West are.</p> <p>Now time to test how fast you are at running and if you can remember where North, East, South and West are. Label different corners or a room or the garden or whilst on your walk outside one for North one for East, one for South and one for West.</p> <p>You could place a piece of paper with them written on in the corners but just make sure you go over with the child what each corner is e.g. point and say North. The first few times you might need to remind and point to correct corner you have shouted.</p> <p>Now shout a direction e.g. south and the child has to run to the right corner the first few you might need to point to remind them but they should eventually get it. You can even join in and test who can get there quickest. You could allow them to shout and you run. You could also change how they get their hop to west, crawl to south, skip to east etc.</p>	<p>Tuesday: today we are going to look at our compass directions.</p> <p>Can you remember them from school? N, E, S, W = North, East, South and West.</p> <p>Can you remember our two rhymes?</p> <ul style="list-style-type: none"> • Never eat shredded wheat • Naughty elephants squirt water <p>Now time to test how fast you are at running and if you can remember where North, East, South and West are. Label different corners or a room or the garden or whilst on your walk outside one for North one for East, one for South and one for West.</p> <p>You could place a piece of paper with them written on in the corners but just make sure you go over with the child what each corner is e.g. point and say North. The first few times you might need to remind and point to correct corner you have shouted.</p> <p>Now shout a direction e.g. south and the child has to run to the right corner the first few you might need to point to remind them but they should eventually get it. You can even join in and test who can get there quickest. You could allow them to shout and you run. You could also change how they get their hop to west, crawl to south, skip to east etc.</p>

Wednesday: we are going to look at the 5 oceans today can you remember them? Watch this YouTube video/song can you remember it?

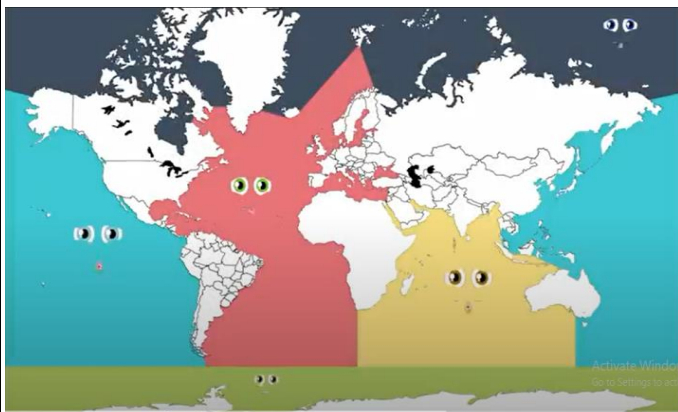
<https://www.youtube.com/watch?v=vfv7TF9RHbY>

The 5 oceans are:

- Pacific Ocean the light blue ocean in the picture below. It is the largest and deepest ocean.
- Atlantic Ocean is the pink one it is the second largest ocean
- Indian Ocean is the yellow one and it is the third largest ocean in the world.
- Arctic Ocean is the dark blue/dark grey ocean at the top of the map in the North. It is the smallest Ocean.
- Southern or Antarctic Ocean is the green ocean at the bottom of the map in the South.

The oceans cover 71% of Earth. So there is more water on Earth than there is land!

Also what is the imaginary line that goes around the middle of the earth that is also separating the Pacific and Atlantic ocean into north and south? It is the equator! If you are closer to it then it is hot if you are far away it is cold! What oceans are coldest? Yes the Arctic and Antarctic Oceans!



Thursday: What ocean animal can you make out of things around your house you can also use recycling to do this. You could make them out of playdough, salt-dough, or draw them?

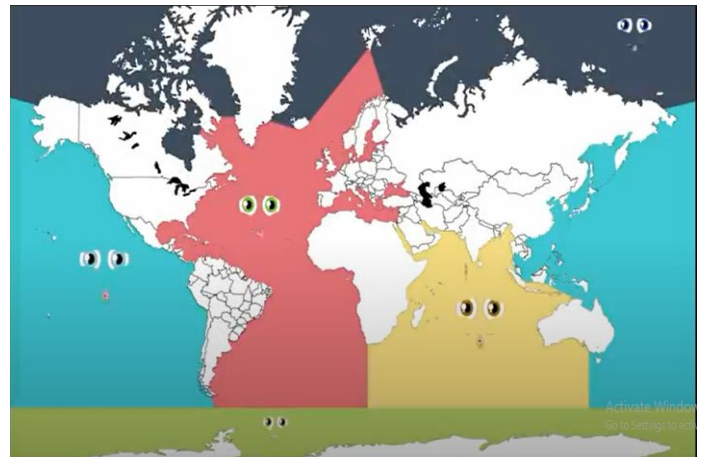
- Can you make a fish, jellyfish, crab or turtle?
- What other ocean animals can you think of?
- What animals do you see on our beach?
- What about penguins which ocean do they live in? If you are not sure have a look on the internet to find out. Does the ocean look cold in the pictures of penguins? Yes! So they must be in an ocean that is cold which of our 5 oceans is coldest? The Antarctic and Arctic! They live in the Antarctic ocean.
- Think of other animals and have a look online to find out which oceans they live in.

Wednesday: we are going to look at the 5 oceans today can you remember them? The 5 oceans are:

- Pacific Ocean the light blue ocean in the picture below. It is the largest and deepest ocean.
- Atlantic Ocean is the pink one it is the second largest ocean
- Indian Ocean is the yellow one and it is the third largest ocean in the world.
- Arctic Ocean is the dark blue/dark grey ocean at the top of the map in the North. It is the smallest Ocean.
- Southern or Antarctic Ocean is the green ocean at the bottom of the map in the South.
-

The oceans cover 71% of Earth. So there is more water on Earth than there is land!

Also what is the imaginary line that goes around the middle of the earth that is also separating the Pacific and Atlantic ocean into north and south? It is the equator! If you are closer to it then it is hot if you are far away it is cold! What oceans are coldest? Yes the Arctic and Antarctic Oceans!



Thursday: What ocean animal can you make out of things around your house you can also use recycling to do this. You could make them out of playdough, salt-dough, or draw them?

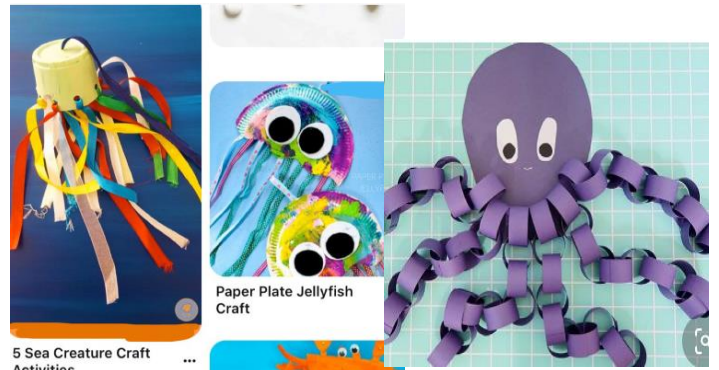
- Can you make a fish, jellyfish, crab or turtle?
- What other ocean animals can you think of?
- What animals do you see on our beach?

Below and across on the page are some images of some ocean animals you could make if you can't make them maybe you can draw them. The easiest is the toilet roll tube and egg carton animals you can colour them in, draw on eyes or create holes for eyes.

Below and across on the page are some images of some ocean animals you could make if you can't make them maybe you can draw them. The easiest is the toilet roll tube and egg carton animals you can colour them in, draw on eyes or create holes for eyes.



Recycled Egg Carton OCEAN ANIMALS



5 Sea Creature Craft Activities

Paper Plate Jellyfish Craft



15 Easy and Engaging Ocean Crafts for Kids



Friday: Can you build or draw an ocean scene or collage pictures to make an ocean scene/seascape.

Here are some things to think about when designing your ocean scene.

- What colour is the ocean? -blue
- What plants live under water and what do they look like? -seaweed -seagrass -kelp -coral
- What animals are you going to have in your design or picture?
- Are there shells or sand?

Below and across the page are some ocean scene examples from craft to pictures. You can be as creative as you want. I don't expect the shoe box designs but if you do make one, I will be amazed and you have to bring it in when we are allowed back into school or bring a picture of it or email a picture in to the school update email! They can be as simple as you like it is just the thought and talk about oceans and the animals in them and what lives and is found in an ocean discussion that I want you to have.

Friday: Can you build or draw an ocean scene.

Here are some things to think about when designing your ocean scene.

- What colour is the ocean? -blue
- What plants live under water and what do they look like? -seaweed -seagrass -kelp -coral
- What animals are you going to have in your design or picture?
- Are there shells or sand?

Below and across the page are some ocean scene examples from craft to pictures. You can be as creative as you want. I don't expect the shoe box designs but if you do make one, I will be amazed and you have to bring it in when we are allowed back into school or bring a picture of it or email a picture in to the school update email! They can be as simple as you like it is just the thought and talk about oceans and the animals in them and what lives and is found in an ocean discussion that I want you to have.





Handprint Fish Canvas

