



Sir Martin Frobisher Academy Weekly Lesson Plan

Year 5



Date: 11.5.20-15.5.20

Suggested Daily Timetable:

8:30-9:00	9:00-9:30	9:30-9:45	9:45-10:15	10:15-10:30	10:30-10:45
Wake up, have breakfast, get washed and dressed	Joe Wicks PE	Quick drink break and get things ready for Guided Reading	Guided Reading Activity	Timestable Rockstars	Get Outside!
10:45-11:30	11:30-12:30	12:30-1:30	1:30-1:45	1:45-3:00	3:00-3:15
Maths Activity	English Activity	Lunchtime	Read for Pleasure	Topic Activity	Read with someone/watch Newsround

Guided Reading

If you have a computer/iPad/phone to connect to the Internet:

If you do not have a computer/iPad/phone to connect to the Internet:

Monday:

1) Watch the video: Skellig The Owl Man
<https://www.youtube.com/watch?v=BXNETTIsZdg>
 This is around an hour and a half. Take notes of the plot and the main characters.

Monday:

1) Think of a story you know that is about a mysterious character. Who is this person? Create a character sketch of this character explaining who this character is.

Tuesday:

1) Look back at your notes from yesterday.
 2) Create a character sketch of Michael (the 10-year-old boy) + write an internal monologue of what Michael was thinking when a) he first meets Skellig and b) when Skellig orders the brown ale and the Chinese takeaway.

Tuesday:

1) Pick a story you may have at home. If you can't find one, think of a story you know well.
 2) Change the lead character to a mysterious character of your choice. E.g. Alex Rider and the 3 Bears.
 3) Create a storyboard (comic) of this familiar story with the new character in it. Would your story now change with this new character?

Wednesday:

1) Look back at your notes from Monday.
 2) Create a character sketch of Skellig. Write down where you think Skellig has come from.

Wednesday:

1) Select three stories of your own choice. They can be books that you have at home or stories that you know well.
 2) Think about what these three stories have in common. Are there similar characters? Is the plot the same?
 3) Present your ideas as an information poster.

Thursday

1) Look back at the ending of the video:
<https://www.youtube.com/watch?v=BXNETTIsZdg>
 (at around 1 hour 25 seconds).
 2) Turn this ending scene into a storyboard (comic).

Thursday:

1) Think back to the three stories that you chose yesterday.
 2) Why do you think these stories have these similarities? Are they based on an even older story? What do you think that older story could be?

- e.g. *Goldilocks and 3 Bears* / *3 Little Pigs* have 3 of an animal family

- *Little Red Riding Hood and 3 Little Pigs have a wolf involved*
- *Hansel and Gretel and Little Red Riding Hood take place in a forest*

Friday:

- 1) Now that you know the ending of Skellig, what do you think he really is? An angel? A bird or owl man? Look back at your storyboard to help remind you of his healing powers.
- 2) Write a letter to the author David Almond, explaining to him what you think Skellig is. Do you have a question that you would like to ask him?

Friday:

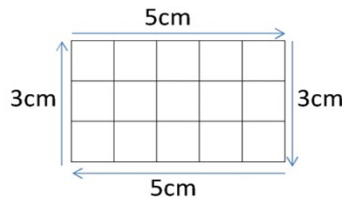
- 1) Looking at your notes from yesterday, try to plan a version of a story that these tales came from (the original story).
- 2) Write this original story in your own words.

Maths

Daily: Complete some work from your Home Learning Pack or go onto <https://whiterosemaths.com/homelearning/year-5/>. This website has a video for you to watch and then an activity to complete. If you cannot print the activity, look at the activity on your screen and answer on a piece of paper. Alternatively you can go onto: <https://www.bbc.co.uk/bitesize/dailylessons> and look at the lessons for your year group.

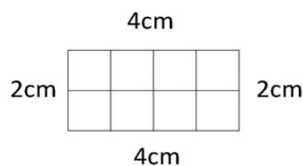
Additional Activity Monday:

To find the perimeter of a rectangle, simply work out the distance all the way round the outside of the rectangle. The perimeter of the rectangle below is $5 + 3 + 5 + 3 = 16\text{cm}$.



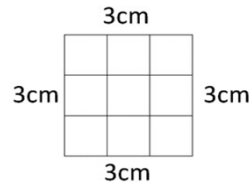
Work out the perimeter of the following rectangles:

1)



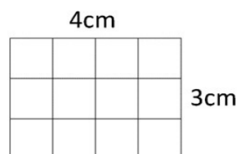
Perimeter = _____ cm

2)



Perimeter = _____ cm

3)



Perimeter = _____ cm

4)



Perimeter = _____ cm



Additional Activity Tuesday:

Look back at your work from yesterday.

How many rectangles can you create that have a perimeter of 20cm? What about 24cm?

Additional Activity Wednesday:

Look back at your work from yesterday.

How many squares can you create that have a perimeter of 24cm? What about 48cm?

Additional Activity Thursday:

Perimeter of a Shape

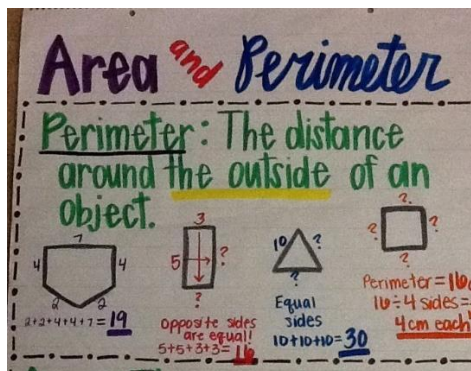
Find the perimeter of each shape.

12 cm

Super Teacher Worksheets - www.superteacherworksheets.com

Additional Activity Friday:

Create an information poster explaining to your parents or carers how to calculate perimeter! Use the poster below as an example.



English

Monday: Scene Description



Use descriptive vocabulary (**adjectives, adverbs and similes**) to describe the scene above. You may want to use the 5 senses to list what you can see, smell, taste, touch and hear.

Tuesday:

Character description

Create your own description of a pirate. You may wish to do this as a character sketch. What is their name? Where do they come from? Is he/she a captain of a ship, if so, which ship?



Wednesday

Planning your story

You are going to **write a pirate adventure story** that starts off in the tavern that you described on Monday.

Your own character is there and is approached to go on an adventure. Who asks them to go? What are they going to do or find? Who will be the antagonist (baddie)? How will they escape? How will your story end?

Thursday:

Write a draft version of your initial story using your plan from yesterday. Check any spellings with an adult and do remember to include capital letters and full stops!

Friday: Edit and Improve

Write up a neat copy of your story that you can hand in to your class teacher!

Topic

If you have a computer/iPad/phone to connect to the Internet:

If you do not have a computer/iPad/phone to connect to the Internet:

Monday:

History: Using either what you know, or the Internet, create an information poster about a character from history. Then, write down 10 questions that you would like to ask them!


You could write about: Florence Nightingale, Gandhi, Guy Fawkes, Shakespeare, Sherlock Holmes, Cleopatra or many, many more.

Tuesday:

Music: Listen to a song on the radio or a CD. Can you tell which type of musical instruments are being played? Create a poster that explains the song title, the artist and the instruments used. Use lots of colour! Can you use patterns to recreate the beat of the music? How does the song make you feel?

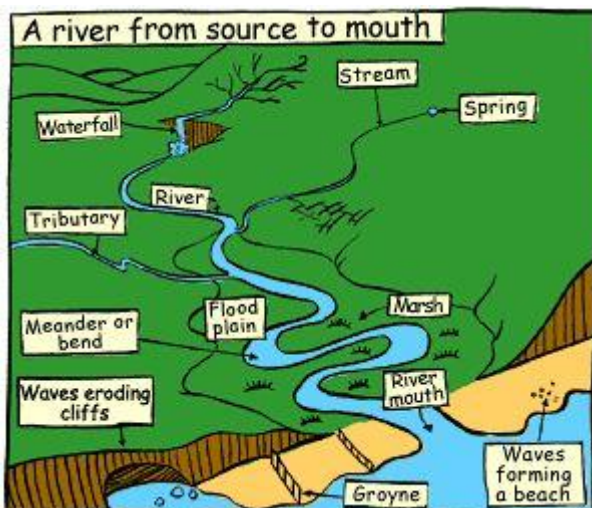
Wednesday:

Art: Design a new front cover for the book Skellig. Or, using a story that you know, create a new front cover for a different book of your choice.



Thursday:

Geography:



Rivers

If you have access to the Internet, research the River Colne (a local river that leads from Colchester out to sea). Draw a map of the Colne, the course it takes from Colchester, label various landmarks and river vocabulary too! (See above as an example of some of the key words to do with rivers).

If you don't have access to the Internet, draw a map of your local area and write down examples of all the natural (not man-made) features that are around. This could be the beach, hills, fields, forests etc.

Friday:

Science:

Following on from the work you completed last week, start to write a food diary for today and the upcoming week. What part of your daily food intake were vegetables, whole grains, fruits and healthy proteins? What amount was healthy oils?

Then...

What amount was sugary snacks etc?

This would be an interesting thing to share with your parents and carers and get them to do too!

