



Sir Martin Frobisher Academy Weekly Lesson Plan

Year 5



Date: 18.5.20-22.5.20

Suggested Daily Timetable:

8:30-9:00	9:00-9:30	9:30-9:45	9:45-10:15	10:15-10:30	10:30-10:45
Wake up, have breakfast, get washed and dressed	Joe Wicks PE	Quick drink break and get things ready for Guided Reading	Guided Reading Activity	Timestable Rockstars	Get Outside!
10:45-11:30	11:30-12:30	12:30-1:30	1:30-1:45	1:45-3:00	3:00-3:15
Maths Activity	English Activity	Lunchtime	Read for Pleasure	Topic Activity	Read with someone/watch Newsround

Guided Reading

If you have a computer/iPad/phone to connect to the Internet:

Monday:

1) Watch the video:
https://www.youtube.com/watch?v=qbVqlQ_x6yA

Pause the video when you are asked questions and write down your answers.

Tuesday:

1) Watch the video:
<https://www.youtube.com/watch?v=4TmtzXCR7LY>

Pause the video when you are asked questions and write down your answers.

If you do not have a computer/iPad/phone to connect to the Internet:

Monday:

1) Read the passage:

As her foot stepped over the gateway, she felt a shiver go down her spine and her imagination ran wild. The owls and bats were flying around, which made the whole thing even spookier. She cautiously crept up the broken, overgrown path towards the front door. As she stepped through the undergrowth up to the porch, something scratched her leg.

2) Where do you think the girl is? What do you think has scratched her? What do you think will happen next? Write the next part of the story.

Tuesday:

1) Read the passage:

My baby sister picked up her vegetables and – one by one – threw them off her highchair and onto the floor. She kicked out her legs and giggled as they were quickly licked off the floor. When Mum came back into the room, she shouted at the dog to go away.

2) Answer the questions: Why did the baby throw the vegetables onto the floor? Why did mum shout at the dog? How did the baby feel when the vegetables were licked off the floor? How do you know?

<p>Wednesday: 1) Watch the video: https://www.youtube.com/watch?v=xPQo47QQkeo</p> <p>Pause the video when you are asked questions and write down your answers.</p>	<p>Wednesday:</p> <p>1) Can you put these events in the right order? -Susie got the cake out of the oven. -She weighed out flour, sugar and butter and collected eggs from the basket. -Susie put on her apron and took out her recipe book. She mixed the ingredients together and put the cake mixture into the oven. -Susie washed up the dirty pots while she waited for the cake to cook.</p> <p>2) Try this one: -Daniel found the sticky tape and cut four pieces. -Daniel took out a piece of wrapping paper and the present for his mum. -He cut the paper to the right size. -Daniel gave the present to his mum on her birthday. -He wrapped the paper around the present and fastened it with the sticky tape.</p>
<p>Thursday 1) Watch the video: https://www.youtube.com/watch?v=zRKpVXqdlUM</p> <p>Pause the video when you are asked questions and write down your answers.</p>	<p>Thursday:</p> <p>1) Look at this sentence and circle a word that means the same as 'hostile'. <i>The women's manner was aggressive; she was clearly not in the mood to be lied to.</i></p> <p>2) <i>He was a diminutive man whose frame was frail and shaky.</i> Which word is closest in meaning to 'diminutive'? • Large • Weak • Miniscule • Bent</p> <p>3) What does the word 'intrepid' tell us about the characters in this passage? <i>Thirsty and tired, the intrepid explorers continued their journey across the arid dessert in search of the stolen amulet.</i></p> <p>4) What does the phrase 'As if under a spell...' tell us about how Zain is acting? <i>As if under a spell, Zain walked slowly over to the door.</i></p>
<p>Friday: 1) Watch the video: https://www.youtube.com/watch?v=yVYifEHhLMo</p> <p>Pause the video when you are asked questions and write down your answers.</p>	<p>Friday:</p> <p>1) Write a letter to the author of your favourite book. Explain to them what you did and didn't like about their book. What would you improve? What was your favourite part? How long did it take you to read it? Have you got any questions for the author?</p>

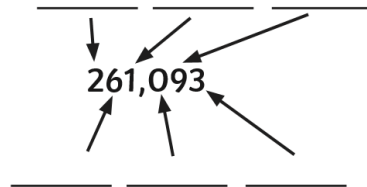
Maths

Daily: Go go onto: <https://www.bbc.co.uk/bitesize/dailylessons> and look at the lessons for your year group.

Additional Activity Monday:

Read, write, order and compare numbers to at least 1,000,000 and determine the value of each digit;

What is the place value of each digit?



Order and compare numbers to at least 1,000,000 and determine the value of each digit. Write in $<$, $>$ or $=$ in the box below.

151,515 151,155

Order the following:

722,727, 77,277, 727,272, 722,772

smallest greatest

Additional Activity Tuesday:

Each shape stands for a number.


The numbers shown are the totals of the line of four numbers in the row or column.

▲	♣	▲	●	<input type="text"/>
♣	●	♣	▲	25
●	●	●	●	20
▲	♣	♣	▲	<input type="text"/>
<input type="text"/>	<input type="text"/>	<input type="text"/>	26	

Find the remaining totals.

Additional Activity Wednesday:

Two boys and two girls can play tennis.



Ali said: 'I will only play if Holly plays.'

Holly said: 'I won't play if Ben is playing.'

Ben said: 'I won't play if Luke or Laura plays.'


Luke said: 'I will only play if Zoe plays.'

Zoe said: 'I don't mind who I play with.'

Which two boys and which two girls play tennis?

Additional Activity Thursday:

Mrs Choy spent exactly £10 on 100 eggs for her shop



Large eggs cost her 50p each.

Medium eggs cost her 10p each.

Small eggs cost her 5p each.

For two of the sizes, she bought the same number of eggs.

How many of each size did she buy?

Additional Activity Friday:



36 people live in the eight houses in Albert Square.
Each house has a different number of people living in it.
Each line of three houses has 15 people living in it.
How many people live in each house?

English

Monday: Scene Description

Use descriptive vocabulary (**adjectives, adverbs and similes**) to describe the scene above. You may want to use the 5 senses to list what you can see, smell, taste, touch and hear. Think about what the mountain look like? What does the sun look like on the top of the mountain? Is it warm or cold? How could you describe the reflection in the water? What temperature is the water? The greenery, how could you describe that? What about the sky? Is there anyone around? Can you hear any animals? What noise does the water make against the pebbles?



Tuesday:

Character description

Create a description of the person below. Who are they? What have they done? How are they feeling? Are they wide awake? Are they tired? What journey do you think they have just made? Was there anyone else with them? Describe what they are wearing, what equipment they have with them, the view they can see from the top?



Wednesday

Scripts

Think back to the person in the picture yesterday. Imagine you are the first person to have ever climbed this mountain. Imagine you are being interviewed by a journalist. Write a script of questions and answers that were given. Use the example below to help you lay your work out.

INT: STUDIO:

The studio is set out with arm chairs for the presenter on the right and then there are seats for the actresses, write of the book and director on the left. Around the studio there are film posters which will be promoting the movie. There is a television set up in between the presenter and cast and crew of the movie to show the trailer.

PRESENTER:

Hey this is Laura and this is MTV, today I am interviewing the cast and crew of brand new movie 'Frenemies'.

(everyone claps)

PRESENTER:

So Yusra you are the writer of the storyline, what inspired you to write this story?

YUSRA:

Well... whilst I was at school there were two girls who hated each other and were always at each others throats and as we grew up it got worse so I decided to base the storyline on that.

PRESENTER:

Wow sounds like your school life was eventful! (laughs).
Mary how did you come to auditioning for the part in this movie?

Thursday:

Newspaper Article

Imagine after your interview, you are writing a newspaper article about the journey up the mountain. Complete the newspaper article explaining what happened, detail the events in chronological order. Was the climb easy? Did something bad happen? Who was there? When did the journey happen? How long did it take? Remember to add quotes from the interview yesterday and a picture is always good to include! Remember to think about the layout of a newspaper, use the example below to help.


THE DAILY NEWS

www.dailynews.com

THE WORLD'S FAVOURITE NEWSPAPER

- Since 1879

Live Dinosaur eggs found in NZ



Scientists in New Zealand are shocked into silence.

Last week, a farmer in the small New Zealand settlement of Oxford found a mound of large eggs in a swamp he was draining. The farmer, who does not wish to be named, decided to begin to lift them out of the way. As he got the digger bucket underneath the mound of eggs, he jumped down to check and heard loud sounds coming from some of the eggs. He was becoming aware that his find was a bit out of the ordinary. A quick phone call brought a

scientist from Canterbury University to the farm. As the farmer said to this interviewer, "One look at the eggs saw her on the phone. Don't know who she was talking to but from then on every man and his dog has been here." Since the first visit by the scientist the university has only put out one press release. In this it was confirmed that the eggs are live and that they are dinosaur eggs. The press release also stated that this find has huge ramifications for NZ and the world. Since then silence. What now...?

Friday:

Film Director

Imagine you are a film director who wants to change the mountain climb into a movie. Film a movie about the climb- remember to make it exciting. Could you create your characters from playdough/lego and get them to act things out? Remember to send your videos to updates@smfa.org.uk

Topic

If you have a computer/iPad/phone to connect to the Internet:

If you do not have a computer/iPad/phone to connect to the Internet:

Monday:

History: Time capsules


Can you create a time capsule? Collect some things/ items that you no longer want/need. Things that you think represent the year 2020. Put those things in a container and write a note/letter explaining what the different things are. Then bury the container somewhere, in your garden, under the sand. Make sure you bury it quite deep so it is not too easy to find. The idea is that someone else will find your time capsule in years to come and know what life was like in 2020!



Tuesday:

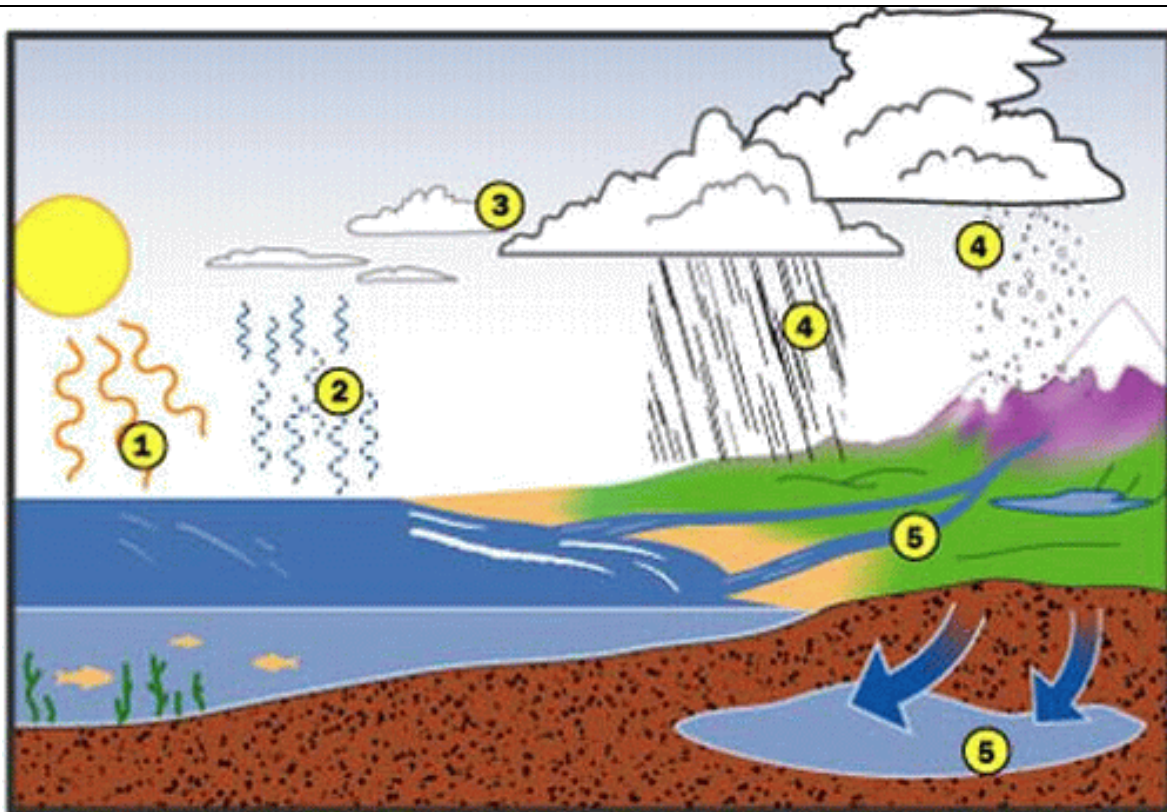
Art: Follow the instruction pictures below to practise your sketching.

Copyrighted Material



Wednesday:

Geography: The Water Cycle – Following on from last week, look at the diagram below. Can you research the water cycle if you have the Internet? Are you able to label the diagram and explain what happens? If you don't have the internet, test your memory skills- look at the numbers, can you remember each step of the water cycle?



- 1 The sun heats the ocean.
- 2 Ocean water evaporates and rises into the air.
- 3 The water vapor cools and condenses to become droplets, which form clouds.
- 4 If enough water condenses, the drops become heavy enough to fall to the ground as rain and snow.
- 5 Some rain collects in groundwells. The rest flows through rivers back into the ocean.

You could try and make your own water cycle- follow the instructions:

What you will need:

- A large bowl
- A small yogurt pot or plastic cup
- Clingfilm
- Water
- Small weight or a few coins
- Sunny window sill


What to do:

1. Take the large bowl and fill it with several centimetres of water.
2. Place your small pot in the centre of the bowl of water, making sure not to get any water inside it.
3. Cover the large bowl with clingfilm and fasten this down securely to the side of the bowl.
4. Put a weight on top of the clingfilm, over the centre of the small pot to push the clingfilm down into it slightly.
5. Place your experiment on a warm sunny window sill and leave for a few days.
6. You should find that the heat of the sun evaporates the water, which rises, condenses on the cool plastic, and falls into the small container. This is a small version of what happens in the real water cycle.

Thursday:

Design and Technology:

You have been tasked to build a bridge. Use any materials you can to build a bridge which can withstand the weight of a plastic cup without falling over. What shape is your bridge going to be? How is it going to stand up on its own? Remember to send in pictures of your creations.



Friday:

Science: Experiment about forces.

Create a ramp by balancing something solid at an angle like in the picture.

Find something to try and roll down the ramp like a coin/marble. Can you slow down or speed up how quickly the coin/marble rolls down the ramp? How? Think about changing the material of the surface of the ramp or the height of the ramp. What difference does it make? Send us a video of you testing the ramp and your findings!

