



# Sir Martin Frobisher Academy Weekly Lesson Plan Year 5



Date: 1.6.20-5.6.20

## **Suggested Daily Timetable:**

8:30-9:00	9:00-9:30	9:30-9:45	9:45-10:15	10:15-10:30	10:30-10:45
Wake up, have breakfast, get washed and dressed	Joe Wicks PE	Quick drink break and get things ready for Guided Reading	Guided Reading Activity	Timestable Rockstars	Get Outside!
10:45-11:30	11:30-12:30	12:30-1:30	1:30-1:45	1:45-3:00	3:00-3:15
Maths Activity	English Activity	Lunchtime	Read for Pleasure	Topic Activity	Read with someone/watch Newsround

## **Guided Reading**

***If you have a computer/iPad/phone to connect to the Internet:***

**Monday:**

<https://www.worldofdavidwalliams.com/elevenses-catch-up/>

Listen to chapters 1- 11 Recap the story so far. Who are the characters? What is each character like? What are Mr. and Mrs. Meek looking for and why? Summarise each instalment so that you can remember what has happened so far. Predict what may happen in the next chapter. Explain using evidence from the text.

***If you do not have a computer/iPad/phone to connect to the Internet:***

**Monday**

Read for 20 minutes – It can be any book you choose. Identify the main character. What is special or interesting about them? Do you like them? Why? What have you found out about how the character thinks and feels? Summarise what has happened so far in your book.

**Tuesday:**

<https://www.worldofdavidwalliams.com/elevenses-catch-up/>

Listen to chapters 12-14 Do you think that dad wants to go? What is in the suitcase? Do you think it will be useful? What forms of transport does Mr. Meek take? What do the forms of transport tell you about the destination?

**Tuesday**

Using the book you read yesterday, create a character profile of the main character. Add information about their age, appearance, personality, friends, where they live, when they live and any special features.

Draw a picture of how you imagine your character to look.

<p><b>Wednesday:</b></p> <p><a href="https://www.worldofdavidwalliams.com/elevenses-catch-up/">https://www.worldofdavidwalliams.com/elevenses-catch-up/</a></p> <p>Listen to chapters 15-17 How was Mr. Meeks awoken? Do you feel Mr. Meeks was prepared for his quest? Why is Mr Meeks index finger so important? What was Mr Meek standing on? What clues did David Walliams give that he was not Summarise chapters 15-17</p>	<p><b>Wednesday:</b></p> <p>Create a book review that tells people what you think of your book so far. It does not matter if you have not finished.</p>
<p><b>Thursday:</b></p> <p><a href="https://www.worldofdavidwalliams.com/elevenses-catch-up/">https://www.worldofdavidwalliams.com/elevenses-catch-up/</a></p> <ol style="list-style-type: none"> <li>1. What is unusual about the onewing birds?</li> <li>2. Describe the chain reaction – what happened to Mr Meek?</li> <li>3)Which animal saves Mr. Meek from the hunkapotami, the onewing and the crococo?</li> <li>4. How does Mr. Meek avoid being ‘a splattering of bolognaise sauce’?</li> <li>5. Predict what will happen in the next chapter.</li> </ol>	<p><b>Thursday:</b></p> <p>On the Ning Nang Nong by Spike Milligan</p> <p>On the Ning Nang Nong Where the Cows go Bong! and the monkeys all say BOO! There's a Nong Nang Ning Where the trees go Ping! And the tea pots jibber jabber joo. On the Nong Ning Nang All the mice go Clang And you just can't catch 'em when they do! So its Ning Nang Nong Cows go Bong! Nong Nang Ning Trees go ping Nong Ning Nang The mice go Clang What a noisy place to belong is the Ning Nang Ning Nang Nong!!</p> <p>This is a nonsense poem. It is just meant to be funny. What do you think of the poem? Underline the words that you like and explain why you like them.</p>
<p><b>Friday:</b></p> <p><a href="https://www.worldofdavidwalliams.com/elevenses-catch-up/">https://www.worldofdavidwalliams.com/elevenses-catch-up/</a></p> <p>Refresh all available chapters. What do you think of the story. Summarise each instalment. Complete the book review on P6. Create your own Fing glossary: words that you may have only heard in Fing and words that you could magpie to use in your own writing.</p>	<p><b>Friday</b></p> <p>Draw all three places (Ning Nang Nong, Nong Nang Ning and Nong Ning Nang ) then draw a picture to illustrate what goes on in each place.</p> <p>Use this clip to help you, if you need it: <a href="https://www.youtube.com/watch?v=8OPP53b2LjI">https://www.youtube.com/watch?v=8OPP53b2LjI</a></p>

## Maths


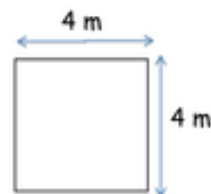
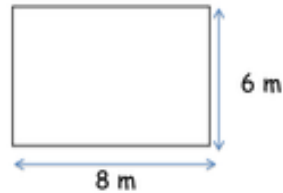


**Daily:** Complete some work from your Home Learning Pack or go onto:  
<https://www.bbc.co.uk/bitesize/dailylessons> and look at the lessons for Year 5.

### Additional Activity Monday:

#### Area of a Rectangle

Learning Intention - I can calculate the area of a rectangle using the formula  $\text{Area} = \text{length} \times \text{width}$ .

Find the area of the rectangles below. Write your calculations. Remember that your answer will be in  $\text{m}^2$



### Additional Activity Tuesday:

Look back at your work from yesterday.

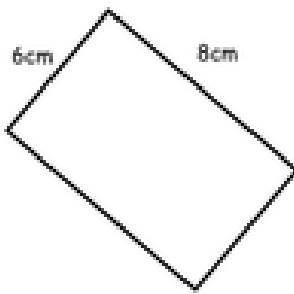
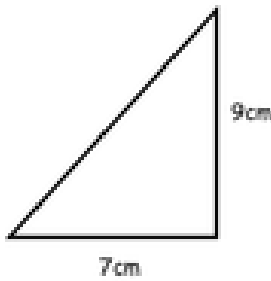
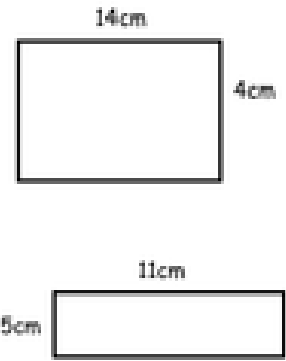
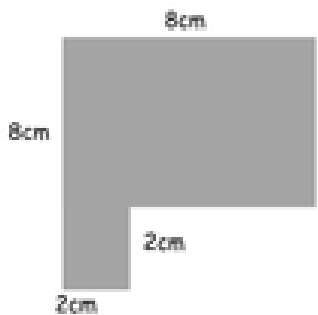



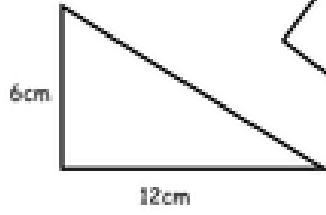
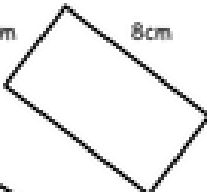

How many rectangles can you create that have an area of  $20\text{cm}^2$ ? What about  $24\text{cm}^2$ ?

### Additional Activity Wednesday:

Look back at your work from yesterday.

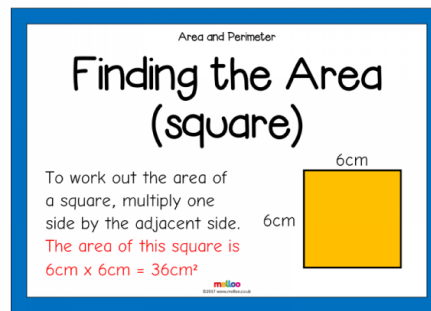
How many squares can you create that have an area of  $36\text{cm}^2$ ? What about  $48\text{cm}^2$ ?

## Additional Activity Thursday:

WALT: Calculate the area of shapes (including compound shapes) (M)		
<p>What is the area of this rectangle?</p> 	<p>Find the area of this triangle. (Remember that we find the area of the rectangle then divide this by 2!)</p> 	<p>What is the total area of these 2 shapes?</p> 
<p>Draw accurately with a ruler, a rectangle with width 9cm, and length of 6cm and calculate its area.</p>		<p>What is the area of this compound shape?</p> 
<p>Colour the shape/shapes which have an area of <math>64\text{cm}^2</math>.</p>		
		
		

### Additional Activity Friday:

Create an information poster explaining to your parents or carers what area is! Use the poster below to help.



## English

### Monday: Scene Description

Use descriptive vocabulary (**adjectives, adverbs and similes**) to describe the scene above. You may want to use the 5 senses to list what you can see, smell, taste, touch and hear.



**Tuesday:****Character description**

Create your own description of an adventurer who tackles haunted houses! You may wish to do this as a character sketch. What is their name? Where do they come from?

**Wednesday****Planning your story**

You are going to **write an adventure story** that starts off in the haunted castle that you described on Monday.

Your own character is there and is on an adventure to rid the castle of spooks! Who asks them to go? What are they going to do or find? Who will be the antagonist (baddie)? How will they escape? How will your story end?

**Thursday:**

Write a draft version of your initial story using your plan from yesterday. Check any spellings with an adult and do remember to include capital letters and full stops!

**Friday: Edit and Improve**

Write up a neat copy of your story that you can hand in to your class teacher or type it up and send to [updates@smfa.org.uk](mailto:updates@smfa.org.uk)!

# Topic

**If you have a computer/iPad/phone to connect to the Internet:**

**If you do not have a computer/iPad/phone to connect to the Internet:**

## Monday:

**History:** Using either what you know, or the Internet, create an information poster about a character from history. Then, write down 10 questions that you would like to ask them!

You could write about: Florence Nightingale, Gandhi, Guy Fawkes, Shakespeare, Sherlock Holmes, Cleopatra or many, many more.

## Tuesday:

**Music:** Listen to a song on the radio or a CD. Can you tell which type of musical instruments are being played? Create a poster that explains the song title, the artist and the instruments used. Use lots of colour! Can you use patterns to recreate the beat of the music? How does the song make you feel?

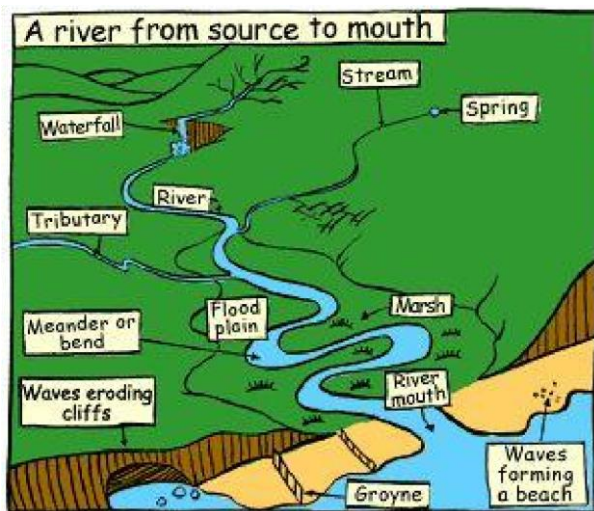
## Wednesday:

**Art:** Design a new front cover for your favourite book of all time!

## Thursday:

**Geography:**

### Rivers



**If you have access to the Internet,** research the River Blackwater (a local river that is in Essex and leads to the Blackwater Estuary). Draw a map of the River Blackwater, the course it takes from Saffron Waldon, label various landmarks and river vocabulary too! (See above as an example of some of the key words to do with rivers).

**If you don't have access to the Internet,** draw a map of your local area and write down examples of all the man-made features that are around. This could be local landmarks, housing estates, sculptures and statues – anything that is not natural but is made by humans!

# Friday

## Fizzy Volcano

### You'll Need:

- Vinegar
- A plastic container
- Baking Soda
- Paper towels (in case you make a mess!)

### Instructions:

1. Put the baking soda into the container, then add some vinegar
2. Watch the fizzing reaction happen!

### Why?

The vinegar is an [acid](#), which means a reaction occurs when it is mixed with baking soda, which is [alkaline](#). Their reaction creates carbonic acid, which causes all the fizzing.