



Date: 18.05.2020 –22.05.2020

Suggested Daily Timetable:

8:30-9:00	9:00-9:30	9:30-9:45	9:45-10:15	10:15-10:30	10:30-10:45
Wake up, have breakfast, get washed and dressed	Joe Wicks PE	Quick drink break and get things ready for Guided Reading	Guided Reading Activity	Timestables Rockstars	Get Outside!
10:45-11:30	11:30-12:30	12:30-1:30	1:30-1:45	1:45-3:00	3:00-3:15
Maths Activity	English Activity	Lunchtime	Read for Pleasure	Topic Activity	Read with someone/watch Newsround

Guided Reading

If you have a computer/iPad/phone to connect to the Internet:

If you do not have a computer/iPad/phone to connect to the Internet:

Monday:

<https://www.worldofdavidwalliams.com/elevenses-catch-up/>

- Listen to chapters 1-8 of Bad Dad.
- Crete a character profile for Frank and Dad.
- Design a front cover for the book.

Monday:

Continue to read your book or start a new book. Summarise the chapter you have just read. Think about what happened and why. Write a headline for the paragraph.

Tuesday:

<https://www.worldofdavidwalliams.com/elevenses-catch-up/>

- Listen to chapters 9-11
- Answer these questions:
 1. What does Dad do to show that he can still drive? Why do you think he does this?
 2. Do you think Dad would have stopped if he knew that Frank was on top of the car?
 3. How does Dad travel through the alleyway?
 4. How does Dad escape the police?
 5. Draw a picture to illustrate the car ride.

Tuesday:

- If you are reading a fiction book, write a postcard from the main character explaining what they are doing and how they are feeling.
- If you are reading a non-fiction text, find 4 amazing facts and write them down. Photograph your facts and send them into school so we can share them.

Wednesday:

<https://www.worldofdavidwalliams.com/elevenses-catch-up/>

- Listen to chapters 12-14
- Answer these questions:

Chapter 12:

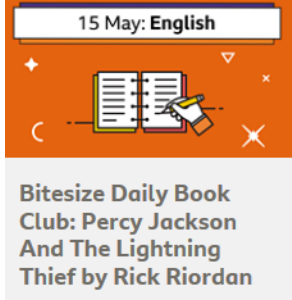
 1. What evidence is there that dad is feeling 'triumphant'?
 2. Why did Frank hide?
 3. What do you think Mr. Big would have done if he had found Frank?
 4. Listen to chapter 14
 5. Why did Frank and his father both sob?
 6. Do you think that Dad will do the job?

Wednesday:

- Through BBC I-player (either on your T.V, Xbox or Playstation) Watch week 4 episode 2. Focus on the Book club with Stephen Fry 8.34
- What do you think about Mrs Dodd?
- How do you think Percy feels about her?

Thursday:

<https://www.bbc.co.uk/bitesize/dailylessons>



Logon to BBC Bitsize and search daily lessons Year 6. Look for 15th May English Listen to the extract and then complete activities one and two.

Thursday:

Through BBC I-player (either on your T.V, Xbox or Playstation) Watch week 4 episode 4 Book Club with Stephen Fry. Watch the whole episode but focus on The Book Club with Stephen Fry. (7:13)
Read extract 1 on page 7

1. What do you think the story is going to be about?
2. How does the author try to get you interested?
3. Find any words you do not understand and ask an adult to help you find the meaning.
4. Design the front cover of the book.

Friday:

<https://www.bbc.co.uk/bitesize/dailylessons>

Logon to BBC Bitsize and search daily lessons Year 6. Look for 15th May English Listen to the extract and then complete activities one and two.

Friday:

Watch Stephen Fry read the Percy and the Lightening Thief again. At the bottom of the document (page 7) there is a extract from the book. Read it carefully and answer these questions.

1. Summarise what has happened in the text. See if you can write it in under 8 words.
2. Find and copy a phrase which shows how Percy felt when the battle began.
3. Why do you think Mrs Dodds '...snarled, 'Die, honey'?
4. How do you know that Mrs Dodds is the evil character?
5. Draw a picture to show what happened in the extract. Label with phrases from the text.

Maths

Daily.

Practice your multiplication tables. Use the Timestables Rock stars and <https://nrich.maths.org/6499> will help with mental math calculations.

Additional Activity Monday: Adding and subtracting decimals

1. Write the numerals 0-9 on a piece of paper.
2. Cut into rectangle cards.
3. Deal the cards to make different numbers for example: 9.68 and 51.09.
4. Decide where you will place the decimal point to make a decimal number.
5. Order your numbers in descending order.
6. read the numbers to an adult or sibling.
7. pick numbers to add and subtract.

Explain the mistakes

Mistake 1

$$12.4 + 6.35$$

18.39

Mistake 2

$$12.4 + 6.35$$

$$\begin{array}{r} 12.4 \\ + 6.35 \\ \hline 7.59 \end{array}$$

Additional Activity Tuesday: rounding decimal numbers

1. Use the cards you created yesterday to make decimal numbers.
2. Work with an adult to decide if your number will have two decimal places (tenths and hundredths) or just one (tenths)
3. Practice rounding to the nearest whole number or the nearest tenth.

EG:

3.67

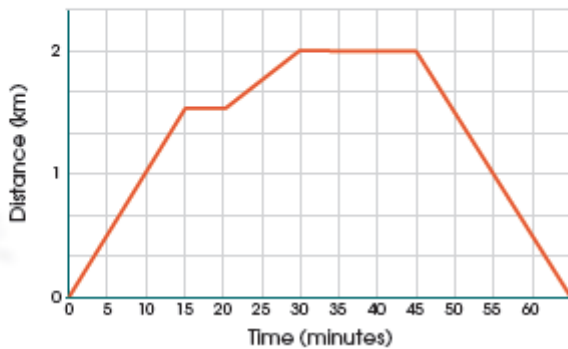
Will become 4 to the nearest whole number or 3.7 to the nearest tenth (1 decimal place)

“The smallest decimal that will round to 3 is 3.1.”



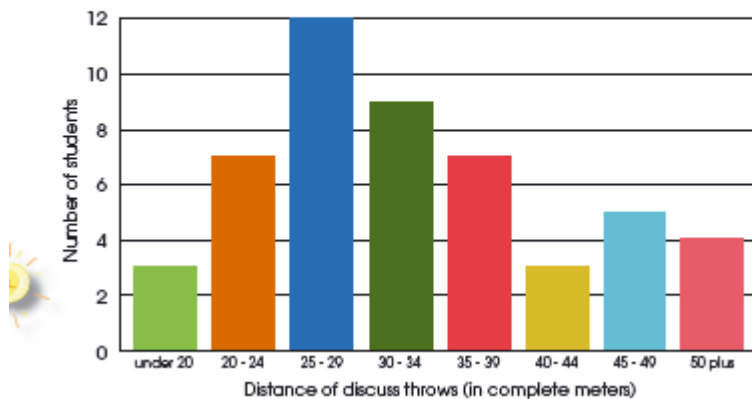
Additional Activity: Wednesday statistics. Look at your maths book to refresh you, if you need it.

“This graph could show my walk to the park, and the fact that I spent 5 minutes calling for a friend on the way.”



Can you think of any other situations the graph could describe?

“More than half of the students could throw the discus 30 metres or more.”



Look at the bar chart.

Decide on a title for the chart.

Do you agree with the statement?

Write three questions based on the chart and ask someone in your house to answer them.

Additional Activity Thursday: Money and multiplying and dividing decimals

Different answers

I have less than 50p.

You need at least 5 coins to make this amount of money.

How much money do I have?

Level 1: I can find a possible amount

Level 2: I can find different possible amounts

Level 3: I have found all the possible amounts

- 1. $34 + 29 =$
 - 2. $11 \times 8 =$
 - 3. $101 - 29 =$
 - 4. $72 \div 12 =$
 - 5. $9 \times 5 =$
- Total of the odd answers:

Mistake 1

$$3.4 \times 100 = 3.400$$

Mistake 2

$$0.7 \times 100 = 700$$

Mistake 3

$$35 \div 10 = 350$$

Mistake 4

$$6.4 \times 10 = 60.4$$

Additional Activity Friday: Reasoning practice.

Prove your answer and explain why.

"Multiplying a number by 1000 and then dividing by 10 is the same as multiplying by 10 twice."



"Only square numbers have an odd number of factors."



$$\begin{array}{r} 63 \\ \times 24 \\ \hline 252 \\ 126 \\ \hline 378 \end{array}$$

"I think the answer's too small."

English

Monday: Daily diary entry

Record how you feel about your day, what you have learnt, what tasks you have enjoyed doing. Think about how you felt over the past day and write 3 things that help you feel positive and three things that you hope to do this week.

Tuesday:



This is a picture close up of the tiger in a painting by Henri Rousseau. You will be creating a picture inspired by his in your topic activity and the full picture is on your topic activity page. First imagine you are in the picture. How do you think the tiger feels? What do you think he is doing? The picture is called: 'Surprised- Tiger in a tropical storm' It could be that the tiger is ready to surprise his prey or that the tiger is surprised. Create a description of the tropical storm. Use adjectives, adverbs and similes to show what the tiger can see, hear, smell and touch. Decide how you think he feels. Show how the tiger feels in your description.

Wednesday:



Imagine that this man is trying to catch the tiger to bring it to live in a zoo. Create a character name, job and describe what he is like. Make a character profile.

Thursday



Points of view.

Imagine you are the tiger in the glass cage. Imagine you are explaining what you have just seen to a reporter. Then pretend you are the tiger being carried (you could be real or dressed up). Remember to describe what you have seen then add information about what each tiger might think about the situation.

Friday

Advert (persuasive writing)

Write a letter or create an advert to stop tigers being kept in zoo.

Topic

If you have a computer/iPad/phone to connect to the Internet:

If you do not have a computer/iPad/phone to connect to the Internet:

Monday:

Recording

Take a photograph of anything that represents your time in lockdown. It could be empty streets, queuing at the supermarkets, wearing gloves or spending time with your family. Think about what the picture means to you and see if you can write a title for the picture then something positive you can see in the picture. If you can, send the picture into school. When we are back, we will make a share of your pictures.

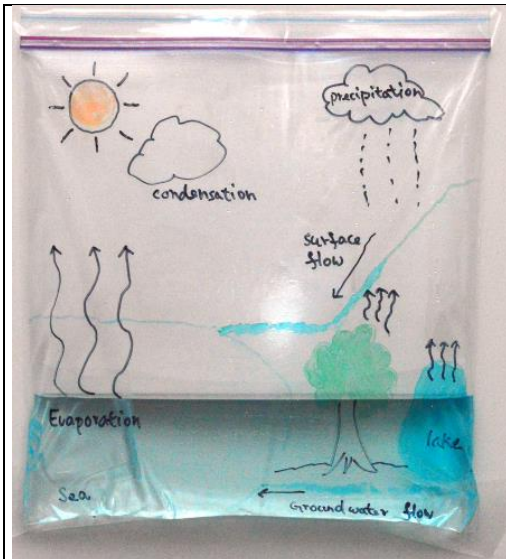
Tuesday

ART

<https://www.youtube.com/watch?v=yhYXMFB0d38>



Henri Rousseau used his imagination and things around him to make his paintings. He used plants from the botanical gardens and had not seen a tiger in its natural habitat. Zoos in the 1890s did not try to keep animals happy or comfortable, just display the animals so he did not know what a jungle scene looked like.



Wednesday:

Make a water cycle

Use a zipper bag or seal a strong freezer bag with clear tape to seal it. Put a small amount of water in the bottom of the freezer

Bag. Tape the bag to the window (preferably in direct sunlight) and wait. When the water starts to evaporate, condensation will form at the top of the bag. Label the condensation. When there is too much condensation it will start to trickle down the bag in droplets; this is like rain. Label your bag as it starts to happen.

Thursday: science

Go to BBC bitesize. If you are on a computer search Week 3 episode 2 Weather around the World. You can watch the whole episode or just focus on 12.50. It shows why our seasons in the northern hemisphere are at different times to seasons in the southern hemisphere. Can you act it out with an adult or sibling? One person can be the sun and you can use a ball or balloon as Earth. Act out one day (we turn once on our axis). Then act out a whole year (we orbit the sun). Then tilt your Earth to show when you are closer to the sun (our summer) and farther away from the sun (our winter). Make a diagram or photograph and label yourself acting out a year. Send your work in. I would really love to see it.

Friday:

Gratitude Scavenger Hunt

1. Find something you enjoy looking at
2. Find something that is useful to you.
3. Find something that is your favourite colour.
4. Find something someone else will enjoy.
5. Find something that makes you happy.
6. Find something that tastes good.
7. Find something that smells amazing.
8. Find something that makes a beautiful sound.
9. Find something that makes you laugh.
10. Find something that reminds you of the people you love.

You can add other things to your hunt. When you are finished take a photograph to share when we are back. You can send it in before, if you would like to.

Extract 1 Thursday

Look, I didn't want to be a half-blood. If you're reading this now because you think you might be one, my advice is: stop listening right now.

Believe whatever lie your mom or dad told you about your birth, and try to lead a normal life.

Being a half-blood is dangerous. It's scary. Most of the time, it gets you killed in painful, nasty ways.

If you're a normal kid, reading this because you think it's fiction, great. Read on. I envy you for being able to believe that none of this ever happened.

But if you recognize yourself in these pages – if you feel something stirring inside – stop reading immediately. You might be one of us. And once you know that, it's only a matter of time before they sense it too, and they'll come for you.

Don't say I didn't warn you.

My name is Percy Jackson. I'm twelve years old. Until a few months ago, I was a boarding student at Yancy Academy, a private school for troubled kids in upstate New York.

Am I a troubled kid? Yeah. You could say that.

Extract 2 Friday

Mrs Dodds lunged at me.

With a yelp, I dodged and felt talons slash the air next to my ear. I snatched the ballpoint pen out of the air, but when it hit my hand, it wasn't a pen any more. It was a sword – Mr Brunner's bronze sword, which he always used on tournament day.

Mrs Dodds spun towards me with a murderous look in her eyes.

My knees were jelly. My hands were shaking so bad I almost dropped the sword.

She snarled, 'Die, honey!'

And she flew straight at me. Absolute terror ran through my body. I did the only thing that came naturally: I swung the sword. The metal blade hit her shoulder and passed clean through her body as if she were made of water.

Hiss! Mrs Dodds was a sandcastle in a power fan. She exploded into yellow powder, vaporized on the spot, leaving nothing but the smell of sulphur and a dying screech and a chill of evil in the air, as if those two glowing red eyes were still watching me.

I was alone.

There was a ballpoint pen in my hand. Mr Brunner wasn't there. Nobody was there but me.